



Course: 33900.1242: MAX.201.M010.SPRING24.Quant. Methds for Soc Sci
Instructor: Dustin Satterfield *
Response Rate: 8/19 (42.11 %)

1 - My key reasons for taking this course were: (Select all that apply.)

Response Option	Weight	Frequency	Percent	Percent Responses	
Interested in the subject	(1)	2	25.00%	<div></div>	
Required for major, minor, or program	(2)	7	87.50%	<div></div>	
Fulfilled Liberal Arts requirement/distribution (undergraduate only)	(3)	2	25.00%	<div></div>	
Reputation of instructor	(4)	1	12.50%	<div></div>	
Fit into my schedule	(5)	2	25.00%	<div></div>	
Advisor recommended course	(6)	1	12.50%	<div></div>	
Friend(s) recommended course	(7)	0	0.00%		
Other	(8)	0	0.00%		
Response Rate		8/19 (42.11%)			

2 - If you selected 'other' as a key reason, please comment.

Response Rate	0/19 (0%)
----------------------	-----------

3 - For this course, on average, I spent the following time, outside of synchronous or in-person class sessions, on course work:

Response Option	Weight	Frequency	Percent	Percent Responses	Means
0 hours per week	(1)	0	0.00%		<p>2.75</p>
1-3 hours per week	(2)	3	37.50%		
4-6 hours per week	(3)	4	50.00%		
7-10 hours per week	(4)	1	12.50%		
11-15 hours per week	(5)	0	0.00%		
More than 15 hours per week	(6)	0	0.00%		
				0 25 50 100	Question
Response Rate				Mean	STD
8/19 (42.11%)				2.75	0.71
					Median
					3.00

4 - I feel that I performed to my potential in this course.

Response Option	Weight	Frequency	Percent	Percent Responses	Means
Strongly Disagree	(1)	0	0.00%		<p>5.00</p>
Disagree	(2)	0	0.00%		
Somewhat Disagree	(3)	0	0.00%		
Somewhat Agree	(4)	1	12.50%		
Agree	(5)	6	75.00%		
Strongly Agree	(6)	1	12.50%		
				0 25 50 100	Question
Response Rate				Mean	STD
8/19 (42.11%)				5.00	0.53
					Median
					5.00

5 - The syllabus was an accurate guide to course requirements.

Response Option	Weight	Frequency	Percent	Percent Responses	Means
Strongly Disagree	(1)	0	0.00%		<p>5.13</p>
Disagree	(2)	0	0.00%		
Somewhat Disagree	(3)	0	0.00%		
Somewhat Agree	(4)	0	0.00%		
Agree	(5)	7	87.50%		
Strongly Agree	(6)	1	12.50%		
				0 25 50 100	Question
Response Rate				Mean	STD
8/19 (42.11%)				5.13	0.35
					Median
					5.00



Course: 33900.1242: MAX.201.M010.SPRING24.Quant. Methds for Soc Sci
Instructor: Dustin Satterfield *
Response Rate: 8/19 (42.11 %)

6 - Student participation and the contribution of ideas, comments, and questions were encouraged.

Response Option	Weight	Frequency	Percent	Percent Responses	Means			
Strongly Disagree	(1)	0	0.00%		<div>5.13</div>			
Disagree	(2)	0	0.00%					
Somewhat Disagree	(3)	0	0.00%					
Somewhat Agree	(4)	1	12.50%					
Agree	(5)	5	62.50%					
Strongly Agree	(6)	2	25.00%					
				02550100	Question			
Response Rate				Mean		STD		Median
8/19 (42.11%)				5.13		0.64		5.00

7 - I felt a sense of belonging and community in the class.

Response Option	Weight	Frequency	Percent	Percent Responses	Means				
Strongly Disagree	(1)	0	0.00%		<div>4.88</div>				
Disagree	(2)	0	0.00%						
Somewhat Disagree	(3)	0	0.00%						
Somewhat Agree	(4)	2	25.00%						
Agree	(5)	5	62.50%						
Strongly Agree	(6)	1	12.50%						
				02550100	Question				
Response Rate				Mean		STD		Median	
8/19 (42.11%)				4.88		0.64		5.00	

8 - Course assessments (e.g., exams/quizzes, papers, presentations, projects, performances, etc.) allowed me to demonstrate what I learned.

Response Option	Weight	Frequency	Percent	Percent Responses	Means			
Strongly Disagree	(1)	0	0.00%					
Disagree	(2)	0	0.00%					
Somewhat Disagree	(3)	0	0.00%					
Somewhat Agree	(4)	1	12.50%					
Agree	(5)	6	75.00%					
Strongly Agree	(6)	1	12.50%					
				02550100	Question			
Response Rate				Mean		STD		Median
8/19 (42.11%)				5.00		0.53		5.00

9 - I received helpful feedback from the instructor to guide my progress in this course.

Dustin Satterfield

Response Option	Weight	Frequency	Percent	Percent Responses	Means			
Strongly Disagree	(1)	0	0.00%					
Disagree	(2)	0	0.00%					
Somewhat Disagree	(3)	0	0.00%					
Somewhat Agree	(4)	0	0.00%					
Agree	(5)	3	37.50%					
Strongly Agree	(6)	5	62.50%					
				02550100	Question			
Response Rate				Mean		STD		Median
8/19 (42.11%)				5.63		0.52		6.00



Course: 33900.1242: MAX.201.M010.SPRING24.Quant. Methds for Soc Sci
Instructor: Dustin Satterfield *
Response Rate: 8/19 (42.11 %)

10 - Taking everything about MAX 201 into consideration, what do you see as its most important strengths, if any, as a college-level learning experience? Please feel free to discuss the content, structure, readings, instructors, assignments -- anything that pertains to the course that you think is relevant here.

Response Rate	4/19 (21.05%)
<ul style="list-style-type: none"> • I like the way the class slowly ramps up throughout the year and culminates with the hardest subject. • The instructor was able to adapt the assignment instructions every week to address issues, questions, and concerns discussed the week prior. • I have never been so comfortable in a lab before. The lab guided were very helpful and my TA Dustin was excellent. • I thought going through the labs with students was extremely helpful. Dustin never makes any student feel inferior and takes the time and patience to guide students in a welcoming way. 	

11 - Taking everything about MAX 201 into consideration, what are its most significant weaknesses, if any, as a college-level learning experience? Again, feel free to discuss the content, structure, readings, instructors, assignments -- anything that pertains to the course that you think is relevant here.


Response Rate	4/19 (21.05%)
<ul style="list-style-type: none"> • Maybe more tests or ways to demonstrate understanding. The last test had too much material. Anything more spread out would be great. • In my opinion as a junior in college having the lab due each Monday definitely had it's moments of being tricky. I do not enjoy asking for extensions but I did find myself needing to on multiple accounts. Also because the interpretive sections on the lab were meant to be very comprehensive, I do believe we could've had more practice in that aspect. • I could not think of any significant weaknesses I experienced while taking this course. I felt the class was very much so at a college level learning experience and pushed me to learn how to do new tasks in a software I was not originally familiar with. • Learning SPSS and how the GSS works was tricky. Although nice regarding scheduling classes, I feel that having this class twice a week would be helpful in learning more details about quantitative studies and data analyzing. I took this class alongside MAT 221, so it really helped me stay on track and associate the formulas and computations in the right way. However, I could see it being a bit harder for students who are not taking the courses together. 	

12 - After careful consideration of your experience in MAX 201, what is the single most important piece of advice you have to give to the instructional staff in order to provide a high-quality learning experience for students taking the course next semester?

Response Rate	4/19 (21.05%)
<ul style="list-style-type: none"> • Life happens, and your ability to work with students around their hardships makes all of the difference in the world. • I do not have much advice! I would say keep up the good energy and warmth, it is really refreshing amongst the many other courses that lack this aspect. • I thought the professors did a thorough job in explaining what had to be done throughout the entire course. The lectures and labs mixed well together making the learning process more complete and easier. • Keep doing what you're doing! This class was extremely interesting and encouraging due to the TAs and Professor Bazer being unconditionally helpful. I learned a lot from the labs and could easily apply my knowledge on the exams. 	


13 - Please answer the following:

The course syllabus and handouts set out clear expectations.

Response Option	Weight	Frequency	Percent	Percent Responses	Means						
Strongly Disagree	(1)	0	0.00%		<div>3.63</div>						
Disagree	(2)	0	0.00%								
Agree	(3)	3	37.50%								
Strongly Agree	(4)	5	62.50%								
				0	25	50	100	Question			
Response Rate				Mean		STD		Median			
8/19 (42.11%)				3.63		0.52		4.00			

13 - Please answer the following:

The lectures presented material in a clear and organized fashion.

Response Option	Weight	Frequency	Percent	Percent Responses	Means						
Strongly Disagree	(1)	0	0.00%		<div>3.38</div>						
Disagree	(2)	0	0.00%								
Agree	(3)	5	62.50%								
Strongly Agree	(4)	3	37.50%								
				0	25	50	100	Question			
Response Rate				Mean		STD		Median			
8/19 (42.11%)				3.38		0.52		3.00			



Course: 33900.1242: MAX.201.M010.SPRING24.Quant. Methds for Soc Sci
Instructor: Dustin Satterfield *
Response Rate: 8/19 (42.11 %)

13 - Please answer the following:

I was able to get help with assignments when I needed it.

Response Option	Weight	Frequency	Percent	Percent Responses	Means			
Strongly Disagree	(1)	0	0.00%					
Disagree	(2)	0	0.00%					
Agree	(3)	0	0.00%					
Strongly Agree	(4)	8	100.00%	100%				
Response Rate				Mean	STD	Median		
8/19 (42.11%)				4.00	0.00	4.00		

13 - Please answer the following:

The instructors were knowledgeable about the subject matter.

Response Option	Weight	Frequency	Percent	Percent Responses	Means			
Strongly Disagree	(1)	0	0.00%					
Disagree	(2)	0	0.00%					
Agree	(3)	2	25.00%	25%				
Strongly Agree	(4)	6	75.00%	75%				
Response Rate				Mean	STD	Median		
8/19 (42.11%)				3.75	0.46	4.00		

13 - Please answer the following:

The standards for grading were fair.

Response Option	Weight	Frequency	Percent	Percent Responses	Means			
Strongly Disagree	(1)	0	0.00%					
Disagree	(2)	0	0.00%					
Agree	(3)	2	25.00%	25%				
Strongly Agree	(4)	6	75.00%	75%				
Response Rate				Mean	STD	Median		
8/19 (42.11%)				3.75	0.46	4.00		

13 - Please answer the following:

After this course I feel comfortable using SPSS to analyze data.

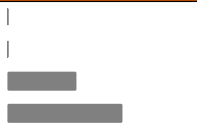
Response Option	Weight	Frequency	Percent	Percent Responses	Means			
Strongly Disagree	(1)	0	0.00%					
Disagree	(2)	0	0.00%					
Agree	(3)	4	50.00%	50%				
Strongly Agree	(4)	4	50.00%	50%				
Response Rate				Mean	STD	Median		
8/19 (42.11%)				3.50	0.53	3.50		



Course: 33900.1242: MAX.201.M010.SPRING24.Quant. Methds for Soc Sci
Instructor: Dustin Satterfield *
Response Rate: 8/19 (42.11 %)


13 - Please answer the following:

This course helped me understand how social scientists analyze data.

Response Option	Weight	Frequency	Percent	Percent Responses	Means			
Strongly Disagree	(1)	0	0.00%			3.63		
Disagree	(2)	0	0.00%					
Agree	(3)	3	37.50%	■				
Strongly Agree	(4)	5	62.50%	■				
				0 25 50 100	Question			
Response Rate				Mean		STD		Median
8/19 (42.11%)				3.63		0.52		4.00


13 - Please answer the following:

The assignments were a useful part of the learning experience.

Response Option	Weight	Frequency	Percent	Percent Responses	Means			
Strongly Disagree	(1)	0	0.00%			3.75		
Disagree	(2)	0	0.00%					
Agree	(3)	2	25.00%	■				
Strongly Agree	(4)	6	75.00%	■				
				0 25 50 100	Question			
Response Rate				Mean		STD		Median
8/19 (42.11%)				3.75		0.46		4.00


13 - Please answer the following:

The readings were a useful part of the learning experience.

Response Option	Weight	Frequency	Percent	Percent Responses	Means			
Strongly Disagree	(1)	0	0.00%			3.50		
Disagree	(2)	1	12.50%	■				
Agree	(3)	2	25.00%	■				
Strongly Agree	(4)	5	62.50%	■				
				0 25 50 100	Question			
Response Rate				Mean		STD		Median
8/19 (42.11%)				3.50		0.76		4.00

13 - Please answer the following:

I learned a lot from working on my research project analyzing the GSS data.

Response Option	Weight	Frequency	Percent	Percent Responses	Means			
Strongly Disagree	(1)	0	0.00%			3.63		
Disagree	(2)	0	0.00%					
Agree	(3)	3	37.50%	■				
Strongly Agree	(4)	5	62.50%	■				
				0 25 50 100	Question			
Response Rate				Mean		STD		Median
8/19 (42.11%)				3.63		0.52		4.00



Course: 33900.1242: MAX.201.M010.SPRING24.Quant. Methds for Soc Sci
Instructor: Dustin Satterfield *
Response Rate: 8/19 (42.11 %)

13 - Please answer the following:

Learning how to make PowerPoint presentations was a useful part of the learning experience.

Response Option	Weight	Frequency	Percent	Percent Responses	Means			
Strongly Disagree	(1)	0	0.00%			3.38		
Disagree	(2)	1	12.50%	■				
Agree	(3)	3	37.50%	■				
Strongly Agree	(4)	4	50.00%	■				
				0 25 50 100	Question			
Response Rate				Mean		STD		Median
8/19 (42.11%)				3.38		0.74		3.50

14 - Gender

Response Option	Weight	Frequency	Percent	Percent Responses	Means			
Male	(1)	5	62.50%	■				
Female	(2)	3	37.50%	■				
				0 25 50 100				
Response Rate								
8/19 (42.11%)								

15 - Class:

Response Option	Weight	Frequency	Percent	Percent Responses	Means			
Freshman	(1)	2	25.00%	■				
Sophomore	(2)	3	37.50%	■				
Junior	(3)	3	37.50%	■				
Senior	(4)	0	0.00%					
				0 25 50 100				
Response Rate								
8/19 (42.11%)								

16 - Home College (e.g. Arts & Sciences, Newhouse):



Response Rate	7/19 (36.84%)
<ul style="list-style-type: none"> • Newhouse • Falk • Maxwell • Maxwell Arts and Sciences • Falk • Falk • Falk 	

17 - Statistics prerequisite (check one):

Response Option	Weight	Frequency	Percent	Percent Responses	Means			
STT 101	(1)	0	0.00%					
MAT 221	(2)	3	42.86%	<div></div>				
None	(3)	4	57.14%	<div></div>				
Other (comment below)	(4)	0	0.00%					
				02550100				
Response Rate								
7/19 (36.84%)								
• I took MAT183								



Course: 33900.1242: MAX.201.M010.SPRING24.Quant. Methds for Soc Sci
Instructor: Dustin Satterfield *
Response Rate: 8/19 (42.11 %)

18 - How much of the assigned reading did you do?							
Response Option	Weight	Frequency	Percent	Percent Responses	Means		
None	(1)	1	12.50%				
Less than half	(2)	2	25.00%				
Most	(3)	5	62.50%				
All	(4)	0	0.00%				
				0 25 50 100	Question		
Response Rate				Mean	STD	Median	
8/19 (42.11%)				2.50	0.76	3.00	

19 - Is there anything else you would like to share with us?	
Response Rate	2/19 (10.53%)
<ul style="list-style-type: none">n/aThis is a helpful course for SPM majors like myself.	